



THE "GENERAL" BODY



*...the low profile,
all-purpose
body from
Omaha Standard*

Omaha Standard's General body is the right choice for a wide range of applications. It's ideal for the hauling needs of contractors, electricians, roofers, plumbers, concrete finishers and lawn irrigation companies to name just a few.

The General is specifically designed for single or dual-wheel chassis and the low profile gives the driver an unobstructed view to the rear making it perfect for towing operations, including gooseneck and fifth-wheel trailers.

The General's wide floor is ideal for hauling all types of loads: drywall, pipes, scaffolding, etc. Options such as ladder racks and a full-length, underbody, "possum belly" storage compartment are available.

STANDARD FEATURES

Body and Bulkhead

- 4" structural channel long members (6" optional).
- 4³/₁₆" heavy channel cross members.
- 1/8" treadplate steel floor and reinforced rear apron.
- Heavy-duty, contoured rectangular tube, single piece bulkhead. Stylish laser-profiled window is standard.
- Attractive, automotive-style steel fender skirt.
- Body is completely electrocoated with a light gray epoxy e-coat primer for maximum durability and rust resistance.
- Stainless steel rotary latch pickup style slam tailgate.
- FMVSS compliant clearance lights and reflectors. Wiring in loom harness.

Storage Compartments

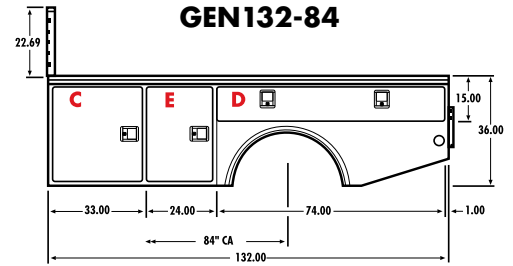
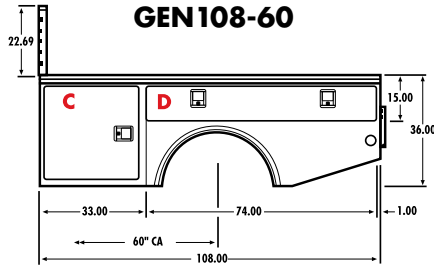
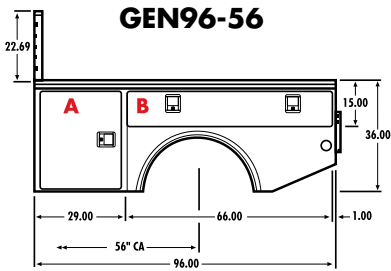
- Four large capacity storage compartments on the 96" and 108" models; six compartments on the 132".
- All A-40 two-sided galvanized steel construction.
- Double-panel doors with rigid, steel stiffeners bonded between panels for maximum strength.
- Exclusive all stainless steel interior mounted door hinges for greater security and ease of replacement.
- Spring-loaded over-center door retainers on all full size vertical doors.
- Stainless steel automotive rotary paddle latches combined with adjustable stainless steel striker for positive door closure.
- Door latches are bolted, not welded or riveted.
- Full perimeter uninterrupted automotive neoprene bulb door seals.



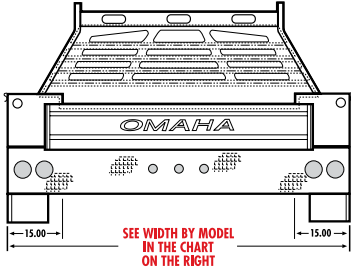
All Omaha Standard products are e-coated to make them more durable and corrosion resistant giving you more value for your money.



"GENERAL" BODIES





REAR VIEW





CLEAR DOOR OPENING	
A	23 3/4" W x 30" H
B	10" H x 63 3/4" W
C	27 3/4" W x 30" H
D	10" H x 71 3/4" W
E	19 3/4" W x 30" H

MODEL	LENGTH	WIDTH	APPROX. WEIGHT	C.A.	APPLICATION
GEN 96-56SW	8'	78"	1,136	56"	Single Wheel
GEN 96-56DW	8'	96"	1,196	56"	Dual Wheel
GEN-108*60SW	9'	78"	1,278	60"	Single Wheel
GEN 108-60DW	9'	96"	1,364	60"	Dual Wheel
GEN 108-60DW	9'	96"	1,364	60"	Dual Wheel


OPTIONAL EQUIPMENT



Gooseneck style hinged door, flush mounted.
8" structural channel drawbar included.



Pop-up ball for quick hook ups, folds away in seconds.



- Optional divider trays and steel dividers for compartments
- Recessed rubber mounted work lights in bulkhead
- "Possum Belly" storage compartment
- Ladder racks

Matches Or Exceeds Truck Manufacturers' Warranties

6 YEAR LIMITED WARRANTY Hinges, Latches and Rust Through	3 YEAR LIMITED WARRANTY All Other Body Components
--	---

In the interest of product improvement, Omaha Standard Inc. reserves the right to modify, change or revise design and specifications, and furnish products so altered without prior notice.



3501 South 11th Street ■ Council Bluffs, Iowa 51501 USA
Phone 712-328-7444 ■ 800-279-2201 ■ FAX 800-568-7444
www.omahastd.com ■ e-mail: os@omahastd.com

In the interest of product improvement, Omaha Standard Inc. reserves the right to modify, change or revise design and specifications and furnish product so altered without prior notice.

GEN 0706



SOLD BY: