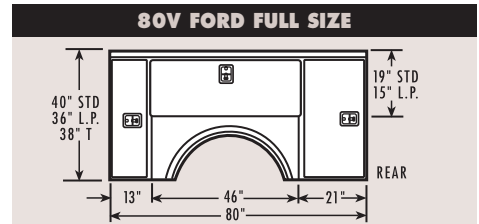


This service body is designed for full size Ford and Chevrolet club cab single wheel trucks. Compartments are 15" deep with 48½" wide floors as standard. Standard heights are 40". Low profile models are 36" and top opening models are 38" high. This service body is only available in the "V" configuration for both street and curb side.

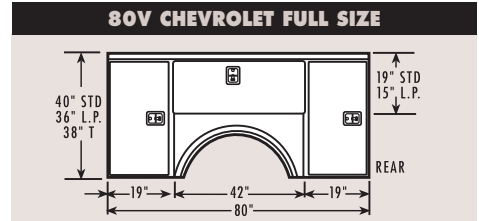


STANDARD MODELS									
MODEL	BODY LENGTH	CAB-TO AXLE (CA)	HEIGHT	FLOOR WIDTH	COMPARTMENTS		EXT. COMP. DEPTH	OVERALL WIDTH	APPROX. WEIGHT (LBS.)
					STREET SIDE	CURB SIDE			
80V	80"	40" Ford Full Size	40"	48½"	V	V	15"	79¾"	778
80V	80"	42" Chevy Full Size	40"	48½"	V	V	15"	79¾"	778
LOW PROFILE MODELS									
80LPV	80"	40" Ford Full Size	36"	48½"	V	V	15"	79¾"	778
80LPV	80"	42" Chevy Full Size	36"	48½"	V	V	15"	79¾"	778
76LPV	76"	36.9" Dodge Full Size	36"	48½"	V	V	15"	79¾"	727
72LPV*	72"	37.6" Ford Ranger	36"	38½"	V	V	15"	69¾"	675
TOP OPENING COMPARTMENT MODELS									
80VT	80"	40" Ford Full Size	38"	48½"	V	V	15"	79¾"	910
80VT	80"	42" Chevy Full Size	38"	48½"	V	V	15"	79¾"	910
76VT	76"	36.9" Dodge Full Size	38"	48½"	V	V	15"	79¾"	845
72VT*	72"	37.6" Ford Ranger	38"	38½"	V	V	15"	69¾"	780

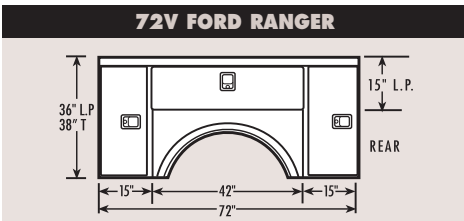
\* Not available for Chevrolet S-10, as the body exceeds GVWR (gross vehicle weight rating)



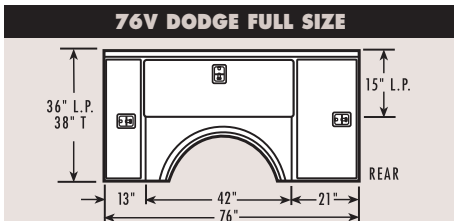
"V" CONFIGURATION-CLEAR DOOR OPENINGS		
COMPARTMENT	STANDARD	LOW PROFILE/TOP OPEN
Front	7¾" w x 34" H	7¾" w x 30" H
Horizontal	43½" w x 14" H	43½" w x 10" H
Rear	15¾" w x 34" H	15¾" w x 30" H



"V" CONFIGURATION-CLEAR DOOR OPENINGS		
COMPARTMENT	STANDARD	LOW PROFILE/TOP OPEN
Front	13¾" w x 34" H	13¾" w x 30" H
Horizontal	39½" w x 14" H	39½" w x 10" H
Rear	13¾" w x 34" H	13¾" w x 30" H



"V" CONFIGURATION-CLEAR DOOR OPENINGS		
COMPARTMENT	STANDARD	LOW PROFILE/TOP OPEN
Front	N/A	9¾" w x 30" H
Horizontal	N/A	39½" w x 10" H
Rear	N/A	9¾" w x 30" H



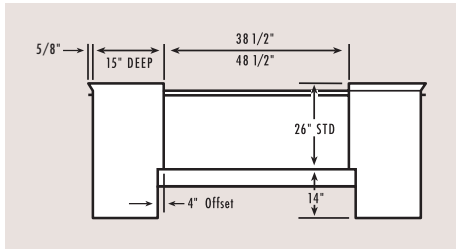
"V" CONFIGURATION-CLEAR DOOR OPENINGS		
COMPARTMENT	STANDARD	LOW PROFILE/TOP OPEN
Front	NA	7¾" w x 30" H
Horizontal	NA	39½" w x 10" H
Rear	NA	15¾" w x 30" H



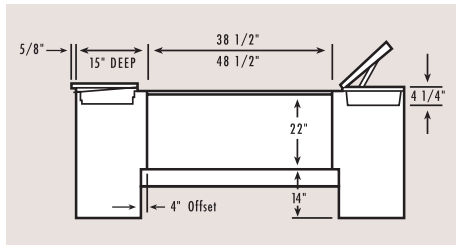
The 72V, 76V and 80V Model Service Bodies are available only in the vertical compartment configuration for both street side and curb side.

### END VIEWS OF BODIES

#### STANDARD BODIES



#### LOW PROFILE AND TOP OPENING BODIES



#### Standard Model Service Bodies include:

- 12" Rotary paddle latch pickup style slam tailgate
- Stainless Steel rotary paddle latches on all doors
- Automotive door seals in all compartments
- Four (4) trays for front vertical compartments
- One (1) tray for "V" style horizontal compartment
- Galvanized steel tray dividers
- Spring loaded over-center door retainers on Ford rear door and Chevy front and rear full-sized vertical doors
- Cable retainers on small vertical and horizontal doors
- Cable retainers on curb side and street side horizontal doors
- Bodies are factory prime painted with an gray epoxy electro-coat
- Universal "Quick Mount" mounting kit



**Matches Or Exceeds Truck Manufacturers' Warranties**

**6** YEAR LIMITED WARRANTY  
Hinges, Latches and Rust Through

**3** YEAR LIMITED WARRANTY  
All Other Body Components