



# LINE BODIES



**FOR MEDIUM  
AND HEAVY  
DUTY TRUCKS**



For the best in quality  
and durability, insist  
on Omaha Standard



All Omaha Standard products are e-coated to make them more durable and corrosion resistant giving you more value for your money.



**America's standard in truck bodies**

The all **galvannealed steel** Omaha Line Body reflects more than 80 years of exceptional truck body building. Our state of the art laser profiling means a consistent precision fit of all body parts and the galvannealed steel and the epoxy electrocoat primer provide superior protection against corrosion. Omaha Standard's truck body building experience combined with the finest materials and advanced design and manufacturing techniques result in the best line body on the road today. *And that's why we offer the longest limited warranty in the business---six years on door hinges, latches and rust through and three years on all other body components.*

Omaha Line Bodies have standard features that make them rugged, long lasting and efficient. And with the many options you can custom tailor a body to meet the needs of the most demanding crew.



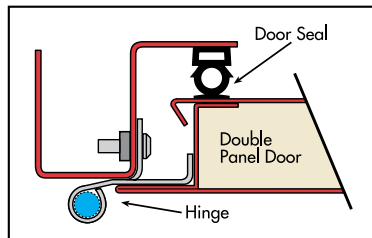
### STANDARD BODY FEATURES

- Entire body exterior is made from A-40 two sided **galvannealed steel**. 14 gauge shells with 12 gauge rear panels.
- Floor is  $\frac{3}{16}$ " safety treadplate steel. 58 $\frac{1}{2}$ " wide with 8" wheel boxes.
- 5" structural steel crossmembers.
- Entire body underside has automotive type **undercoating**.
- Body is **electrocoated** with a light gray e-coat primer over a zinc phosphate precoat for maximum durability and rust resistance.

Compartment interiors and cargo area prime painted gray for enhanced illumination



Full perimeter structural adhesive mounted door seals



Door seal detail shown with stainless steel hinge



Spring-loaded, over center door retainers

### Matches Or Exceeds Truck Manufacturers' Warranties

<b>6</b> YEAR LIMITED WARRANTY Hinges, Latches and Rust Through	<b>3</b> YEAR LIMITED WARRANTY All Other Body Components
--	---

In the interest of product improvement, Omaha Standard Inc. reserves the right to modify, change or revise design and specifications and furnish product so altered without prior notice.

### STANDARD COMPARTMENT FEATURES

- Two galvannealed trays in each front vertical compartment.
- One galvannealed tray for the center horizontal compartment in the "V" configuration body.
- 20 steel tray dividers.
- One galvannealed shelf in each rear vertical compartment.

### DOORS


- Double panel doors with a "C" channel steel stiffener bonded between panels for maximum strength.
- Double panel door perimeter is fully bonded with a high strength industrial epoxy to eliminate weld marks.
- Door hinges are interior mounted with bolts for greater security and replacement ease.
- Door hinges and adjustable striker posts are made from **stainless steel**.
- Door channel design diverts water away from door opening to help keep compartments dry.
- Stainless steel automotive rotary paddle latches are bolted, not welded or riveted.
- Full perimeter structural adhesive mounted automotive neoprene bulb door seals with no break at latch for full weatherproof integrity.
- Spring-loaded over-center door retainers on all full size vertical doors.



Stainless Steel Embossed Latch



Heavy duty stainless steel automotive rotary latch and adjustable stainless steel striker post

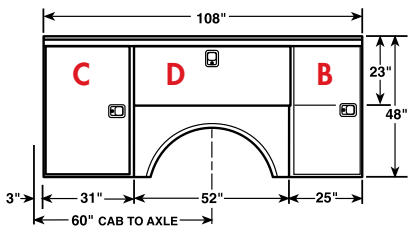


Door channel design diverts water away from door opening to keep compartment dry.

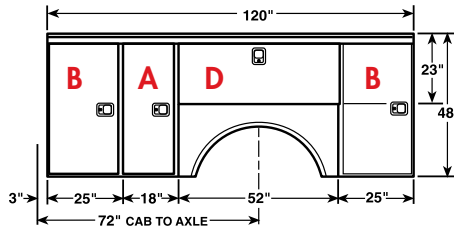


Interior mounted stainless steel door hinge improves appearance and durability.

# LINE BODY MODELS



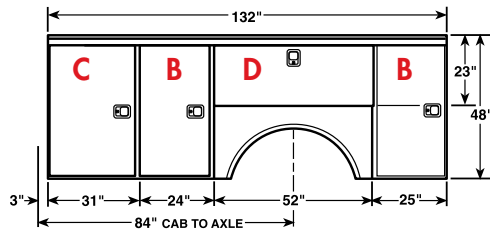
MODEL 108-60



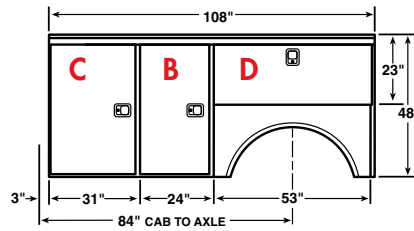
MODEL 120-72

CLEAR DOOR OPENING	
A	14 1/8" W x 42 1/8" H
B	20 1/8" H x 42 1/8" W
C	26 1/8" W x 42 1/8" H
D	8 1/8" H x 50 1/8" W

All compartment depths are 18" as standard.

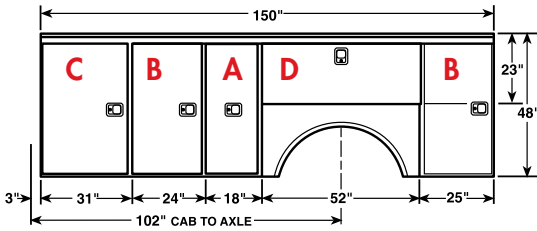


MODEL 132-84

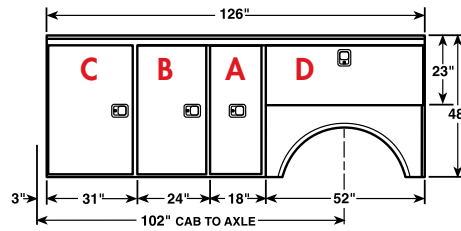


MODEL 108-84B

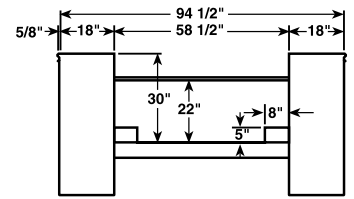
MODEL	LENGTH	C.A.	WIDTH	APPROX. WEIGHT
108-60	108"	60"	95 3/4"	1,638
120-72	120"	72"	95 3/4"	1,826
108-84B	108"	84"	95 3/4"	1,612
132-84	132"	84"	95 3/4"	2,010
126-102B	126"	102"	95 3/4"	1,953
150-102	150"	102"	95 3/4"	2,234
132-108B	132"	108"	95 3/4"	2,028
156-108	156"	108"	95 3/4"	2,328
144-120B	144"	120"	95 3/4"	2,196
168-120	168"	120"	95 3/4"	2,463



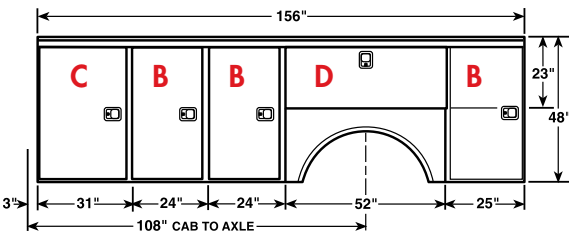
MODEL 150-102



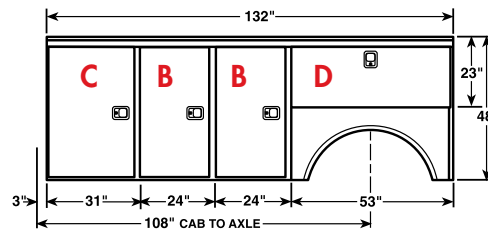
MODEL 126-102B



TYPICAL END VIEW

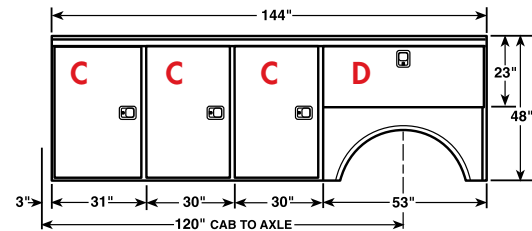


MODEL 156-108

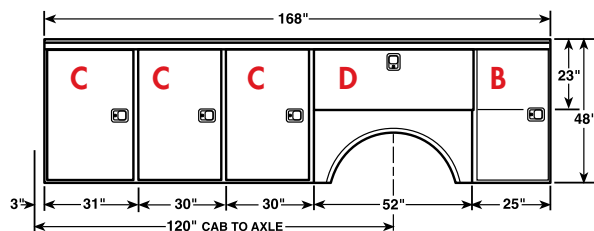


MODEL 132-108B

48" high and 18" deep compartments are standard. 20" deep compartments are available as an option.




MODEL 144-120B



MODEL 168-120

## TYPICAL COMPARTMENT CONFIGURATION



# LINE BODY OPTIONS

## Body Options

Reinforcement for Corner-Mounted Crane-3,500 lbs and 6,000 lbs.  
Spare Tire Carrier  
Wheel Chock Holder  
Cargo Tie-Downs  
Mud and Stone Guards  
Grip Strut Walkway  
Treadplate Overlays  
Grab Handles  
Tailboard Channel  
Tail Shelf  
Tailgate  
Side Access Step  
Rear Cable Step  
Rubber Fender Crown

## HiRoof-Weather Proof Work/Cargo Space

HiRoof-With Sliding Top  
Dome Light  
Side and Rear Access Doors  
Full Body Length Shelf

## Ladder Racks

Standard Adjustable Overhead  
HiRoof Adjustable Overhead  
Standard Compartment Top Mount  
HiRoof Side Mount  
Rear Sloping Compartment Top Mount  
Guide Rollers for Ladder Racks  
Guide Rails for Ladder Racks  
Quick Removal Mounting Brackets

## Compartment Options

Thru or 3/4 Thru Compartments  
20" Deep Compartments in Lieu of 18"  
Compartment Lights  
Single Slide-Out Tray  
Slide Out Shelf  
Nested Slide Out Trays  
Master Locking System  
Single Point Stainless Steel T-Handle  
Twist Locks  
Three Point Stainless Steel  
T-handle Twist Locks

## Raised Vertical Compartment

Gas Bottle Retainer  
Gas Bottle Drop Well  
Louver Vents in Door

## Other Options

Hot Stick Box  
Hot Stick Tube  
Material Hooks and Rail  
Shovel Basket  
Cone Holder  
Water Cask Holder  
Adjustable Pipe Carrier Bracket  
Pipe Vise Bracket and Front Pipe Support

## Bumper Options

Recess Bumper with Hinged Cover  
12 Gauge Grip Punch Bumper  
12 Gauge Treadplate Bumper  
12 Gauge Grip Punch A-40 Two Sided  
Galvannealed Steel Bumper

**Ask about these other quality products from Omaha Standard**

Omaha Service Vehicles ("OSV")



"Badger" All Purpose Truck Bodies - Steel and Aluminum



Stake Bodies



Service Bodies



The Omaha Standard quality equipment line includes e-coated platforms, stake bodies, dump bodies, contractor bodies, grain bodies and toolboxes. We also manufacture an outstanding line of low profile scissor and twin telescopic Olympic underbody hoists. Our equipment is sold and serviced by authorized Omaha Standard distributors who make it their business to see that you receive the finest equipment on the market and the best in installation and service.

"Eagle" Dump Bodies and Heavy Duty Contractor Bodies



Super Duty Platform

Contractor Bodies



"Olympic" Twin Telescopic Hoists



Low Profile and Subframe Scissor Hoists



Heavy Duty Platform



Sold and Serviced By:

3501 S. 11th Street ■ Council Bluffs, Iowa 51501 USA

Phone 712-328-7444 ■ 800-279-2201 ■ FAX 800-568-7444

www.omahastd.com ■ e-mail: os@omahastd.com

In the interest of product improvement, Omaha Standard Inc. reserves the right to modify, change or revise design and specifications and furnish product so altered without prior notice.

OSLB 0806

